



EMN Ad-Hoc Query on Identification of national level surveys focussing on the adaptation/integration of newly-arrived immigrants

Requested by Silver STÕUN on 1st February 2017

Miscellaneous

Responses from Austria, Belgium, Blocked / Unknown, Croatia, Czech Republic, Estonia, Finland, Germany, Hungary, Ireland, Italy, Latvia, Lithuania, Luxembourg, Malta, Netherlands, Poland, Slovak Republic, Slovenia, Spain, Sweden, United Kingdom, Norway (23 in total)

Disclaimer:

The following responses have been provided primarily for the purpose of information exchange among EMN NCPs in the framework of the EMN. The contributing EMN NCPs have provided, to the best of their knowledge, information that is up-to-date, objective and reliable. Note, however, that the information provided does not necessarily represent the official policy of an EMN NCPs' Member State.

Background information:



Estonia has monitored the integration of its residents (both natives and immigrants) on a regular basis since 2000 and is about to carry out the data collection for its 8th report in 2017. In the previous 7 waves, 1,000-1,400 permanent residents have been surveyed per monitoring. The integration monitoring has been ordered by the national government (Ministry of Culture) and the project is being carried out by the Institute of Baltic Studies (IBS) and Praxis Center for Policy Studies.


In 2017, a new pilot study among the newly-arrived immigrants is planned to be carried out in addition to the general population survey. For this, the project consortia is looking for the examples of similar large scale and nation-wide studies carried out in other Member States (MS). The focus of the pilot study among newly arrived immigrants (persons who have stayed in country up to 5 years) is on the adaptation process of this target group.

Questions

1. 1. Has your MS carried out any surveys among its population that meet any or all of the following criteria: a) the sample consists either exclusively or largely of newly arrived immigrants from non-EU countries, b) that have been or are planned to be carried out regularly (e.g. after every two-three years), c) that have been carried out by the organisations/institutions who have long-term expertise on the academic and policy research, d) that are financed by the state and/or the results of the survey have a potentially significant impact on the state level policy making, e) focus on the topic of adaptation and/or integration of newly arrived immigrants.
2. 2. If yes, please provide the name of the survey and URL link for the survey or report.





Responses



	Country	Wider Dissemination	Response
 	Austria	Yes	1. a) The statistical yearbook is built upon 25 specific integration indicators and takes demographic parameters and subjective views into account. The survey looks at immigrants (both from EU and non-EU countries), foreign nationals and the population with migration background in Austria b) The statistical yearbook „Migration & integration” is published annually as part of the Integration Report. The first Statistical Yearbook was published in 2008. Since 2011 it has been an integral part of the Integration Report. c) Carried out by Statistik Austria (STATISTICS AUSTRIA,



			<p>http://statistik.gv.at/web_en/statistics/index.html). The subjective indicators are compiled and reported by GfK Austria (http://www.gfk.com/de-at/) and the Commission for Migration and Integration Research of the Austrian Academy of the Sciences (http://www.oeaw.ac.at/en/kmi/home/) d) Co-financed by AMIF and the Austrian Federal Ministry for Europe, Integration and Foreign Affairs, the Integration Report provides a comprehensive overview of integration in Austria. e) With the help of the 25 specified integration indicators, the Statistical yearbook summarizes the current status of immigration and integration in Austria and the main changes that have occurred since the previous year, thereby catering for a continuous and comprehensive monitoring. Source: Federal Ministry for Europe, Integration and Foreign Affairs.</p> <p>2. · German: Statistisches Jahrbuch „migration & integration 2016“ Link: https://www.bmeia.gv.at/fileadmin/user_upload/Zentrale/Integration/Integrationsbericht_2016/201760714_migrationintegration-2016_final.pdf · English: Statistical yearbook 2016 z-card (summary of the key findings) Link: https://www.bmeia.gv.at/fileadmin/user_upload/Zentrale/Integration/Integrationsbericht_2016/20160906_Z-Card_English_web.pdf · For your reference, I am also attaching the link to the Statistical yearbook 2012, as this is the only time we translated the full report rather than just the key findings. Link: https://www.bmeia.gv.at/fileadmin/user_upload/Zentrale/Integration/Integrationsbericht_2012/Statistical_Yearbook_migration_integration_2012_-_WEB.pdf · For an overview of all integration reports incl. the Statistical Yearbook (mostly only in German - Integrationsbericht) see Link: https://www.bmeia.gv.at/integration/download/publikationen/ Source: Federal Ministry for Europe, Integration and Foreign Affairs.</p>
	Belgium	Yes	<p>1. 1. Yes.</p> <p>2. 1. Socioeconomic monitoring instrument, published in 2013 and 2015 (every two years) A long-term measuring instrument called Socio-Economic Monitoring has been set up to collect and analyse data on the labor market situation of people of foreign origin according to their backgrounds in terms of nationality. This instrument will provide updates every two years of the data needed for defining and evaluating public policy. The first report on this socioeconomic monitoring was published in 2013, the second in 2015. A third report is expected by the end of 2017. The report on Socio-Economic Monitoring maps the position of employees on the labour market according to their Belgian, European or non-European origin. Even for second</p>

		<p>generation migrants and migrants who acquired the Belgian nationality, the employment rate is significantly lower than the one of people of Belgian origin (73,3% for people of Belgian origin while it is 42.5% for people of non-EU origin) The report is not based on a poll or sample, but is based on exhaustive data from the population registers and the Crossroads Bank for Social Security. □ The reports are available in French and Dutch: http://www.unia.be/fr/publications-et-statistiques/publications/monitoring-socio-economique-deuxieme-rapport</p> <p>2. Longitudinal research projects following specific categories of newly arrived immigrants An important example is the research project CAREERS, which focused on the labour market participation of asylum applicants and refugees. The project analysed data concerning all (former) asylum seekers who submitted an asylum application between January 2001 and December 2010 and who were still residing in Belgium, regardless of their actual legal status. Only people of working age were considered in this analysis. The “careers” in the research project are distinguished by five socio-economic statuses (employed, unemployed, self-employed, social welfare and other) over a period of four years (sixteen quarters). In accordance with the definition of the International Labour Office, “active” was defined as: an individual who is either employed (including self-employed) or who receives unemployment benefits. The study is available here: Rea A., Wets J., The Long and Winding Road to Employment, An analysis of the Labour Market Careers of Asylum Seekers and Refugees in Belgium, Academia Press, 2014. Available in English online: http://www.myria.be/en/publications/careers-the-long-and-winding-road-to-employment</p> <p>3. The national census Although it is not specifically designed for newly arrived immigrants, we do mention the national census on the entire population. Belgium has chosen 1/01/2011 as a reference date for its census. (European regulation 763/2008 of 9 July 2008 obliges the Member States to organize a census at least on a ten-year basis, compared to the non-binding gentleman’s agreement in the past.) One should note that the information from the Belgian census is much more elaborate than what the regulation prescribes. For the first time in 2011 information was recovered from administrative databases instead of the previous more traditional censuses every 10-years, which consisted of exhaustive surveys (asking the person in question). The following administrative databases were vital for the Belgian national Census of 2011: • The national register of natural persons see http://www.ibz.rrn.fgov.be • DBRIS2: statistical database derived from the Crossroads Bank for Enterprises (CBE) see http://economie.fgov.be/nl/ondernemingen/KBO • The data warehouse Labour Market and Social Protection of the Crossroads Bank for Social Security (CBSS) see http://www.ksz-bcss.fgov.be • The General Administration of the Patrimonial Documentation (former land register) see http://fiscus.fgov.be • Educational data from the Communities See following websites • The Central Identification Address Database (CIAD) see http://www.agiv.be • Fiscal data from the FPS Finances</p>
--	--	--

			<p>The results of the census are available in French and Dutch on: http://www.census2011.be/index_fr.html More information on the Household Census of 2011 is available on the following website: http://statbel.fgov.be/en/statistics/surveys-methodology/census/Census2011/</p>
	Blocked / Unknown	Yes	<p>1. • (a) The purpose of the Longitudinal Survey of the Integration of First-time Arrivals (ELIPA) is to find out about the integration paths of people who have received a first residence permit and who wish to settle permanently in France. To do this, it intends to question people as soon as they have obtained their first residence permits, and then question them again one year and three years later. It concerns third-country national outside the European Economic Area and Switzerland. (b) The survey was intended to observe signatories of the reception and integration contract (CAI - Contrat d'Accueil et d'Intégration) in 2009 (“new migrant”). Initial data collection was conducted with a representative sample of 6,107 migrants aged 18 or older, who had just obtained a permit for permanent residence in France, and took place from March to June 2010. The second data collection was carried out between March and June 2011 with 4,756 migrants. The third and last data collection was held between March and June 2013, 3,573 migrants were consulted once again. First results were released from the beginning of 2011. The survey follows the same persons over a period of 3 years during their integration paths. (c) The survey is being carried out by the Department of Statistics, Studies and Documentation of the General Directorate for foreign nationals in France of the Ministry of the Interior. It is part of the public service programme of statistical surveys for 2010 and 2011 and, as such, is strictly controlled by the French National Council for Statistical Information and the French National Commission on Information Technology and Civil Liberties. (d) The survey is funded by the French government, conducted by the public service. (e) The survey is articulated around integration and adaptation themes and more specifically : - migration path, situation before and after arrival in France, assessment on support system, migration plan, - language acquisition, professional integration, access to housing and social life, - administrative procedures relating to integration and immigration, - assessment on support measures for new migrants. • (a) French Office for Immigration and Integration (OFII)’s activity report concern all recently arrived third-country nationals on the French territory. (b) A report is produced every year. (c) The report is carried out by the OFII under the Ministry of the Interior. (d) This report is founded by the French government, conducted by the public service. (e) This statistical report establishes the evolution of data. It compares the data from activity reports over the years, including the number of signatures of the CAI, which became on 1st July 2016 the republican integration contract (CIR – contrat</p>


			<p>d'intégration républicaine). It also details data related to the purpose of stay in France, nationality, region of residence and the follow up of language training and obligatory training session within the scope of the CAI.</p> <p>2. ELIPA : http://www.immigration.interieur.gouv.fr/Info-ressources/Donnees-statistiques/Etudes-et-publications/Enquete-Longitudinale-sur-l-Integration-des-Primo-Arrivants-ELIPA/Enquete-Longitudinale-sur-l-Integration-des-Primo-Arrivants-ELIPA/ELIPA-Longitudinal-Survey-of-the-Integration-of-First-time-Arrivals OFII : http://www.ofii.fr/qui_sommes-nous_46/rapports_d_activite_1120.html</p>
	Croatia	Yes	<p>1. N/A</p> <p>2. No</p>
	Czech Republic	Yes	<p>1. NO</p> <p>2. N/A</p>
	Estonia	Yes	<p>1. No, there has been no large scale and nationwide surveys conducted so far among the target group of newly arrived immigrants. The survey and data collection planned for 2017 would be the first to meet all these criteria.</p> <p>2. In 2016, the Estonian Institute of Human Rights has conducted a web-based survey among 600 new-immigrants, but it has been an ad hoc project-based initiative and the focus was more on the human rights issues. Name: "Survey of New Immigrants to Estonia", link http://www.humanrightsestonia.ee/en/survey-of-new-immigrants-to-estonia-2016/</p>
	Finland	Yes	<p>1. Yes, in 2012 Finland undertook a survey called Maahanmuuttajabarometri ("Immigrant Barometer"), which was commissioned by the Ministry for Employment and the Economy, which is responsible for integration. It corresponds to the criteria in the question. The survey was conducted by a consulting agency and led by a steering group appointed by the Ministry for Employment and the Economy. The final report of the results of the survey was published in February 2013. The next Immigrant Survey (former "Immigrant Barometer") is planned for 2018 with more stakeholders and financing partners involved. The survey is</p>





			<p>planned to be repeated every four years, although this is yet to be confirmed. In 2014, Statistics Finland and the National Institute for Health and Welfare (THL) conducted a Survey on work and well-being among persons of foreign origin (acronym UTH in Finnish). The survey collected information about the labour market situation, ability to work and function, physical and mental health, possible experiences of discrimination and need for services among people of foreign origin. This survey was partly financed by Eurostat and was conducted by interviewing immigrants in their homes and in their own language, which resulted in a high response-rate and high quality data. These surveys form the basis for collecting monitoring data on integration, which will be reported to the government and used to evaluate and develop policy.</p> <p>2. Final report of the Immigration Barometer survey (in Finnish only): https://tem.fi/documents/1410877/2872337/Maahanmuuttajabarometri+2012+21022013.pdf Survey on work and well-being among persons of foreign origin: http://tilastokeskus.fi/keruu/uth/index_en.html (description of the data collection in English --> General information about the data collection)</p>
	Germany	Yes	<p>1. Taken the definition of “newly arrived immigrants” (up to five years inside the country) as a basis, we can basically refer to the IAB-BAMF-SOEP questioning of refugees. It started in 2016 and is planned as a three-year panel with annual repetition of the survey. The target group are refugees with different legal statuses who entered since 2013.</p> <p>2. The research report 29 that was published in November and other documents concerning this survey are available (also in English) under: http://www.bamf.de/SharedDocs/Projekte/DE/DasBAMF/Forschung/Integration/iab-bamf-soep-befragung-gefluechtete.html</p>
	Hungary	Yes	<p>1. The Hungarian authorities has not conducted such surveys recently in the field of integration. In 2016 the Immigration and Asylum Office took part in a research ordered by the UNHCR which was carried out by the Minority Research Institute among refugees, persons granted subsidiary protection and stateless persons. The purpose of the research was to get to know the life of these people, the ups and downs of their integration into society, how they view the Hungarian integration system and the support services available for them. During the research several personal interviews were planned, parallel with expert focus group interviews which were aimed at experts sharing their views on integration of refugees and persons granted subsidiary</p>




			<p>protection. At the end of the research a study will be made, which is still underway. The planned date of publication is March 2017. The study will be presented at a conference in the near future.</p> <p>2. See above.</p>
	Ireland	Yes	<p>1. An Annual Integration Monitor has been published in Ireland since 2010. This is not a survey but survey data are used to construct indicators, discussed below. The first project to produce an Annual Integration Monitor ran from Spring 2010 to June 2014. The Economic and Social Research Institute (ESRI) was commissioned by an NGO named the Integration Centre to measure the integration of migrants in Ireland (both EU and non-EU migrants), and to publish an annual monitoring report on integration. The Reports included main trends in migration and policy discussion. Indicators were constructed based on EU indicators proposed at EU Ministerial Conference and set out in the Zaragoza Declaration from 2010. The indicators fall in the domains of employment, education, social inclusion and active citizenship. A special theme is included in each report. The series of reports used existing ongoing high-quality national data. The focus on both EU/Non-EU nationals, usually compared to Irish nationals. Typically no statistical controls were applied. The Monitoring Report on Integration 2016 will be published by the ESRI and the Department of Justice and Equality shortly.</p> <p>2. Monitoring Report on Integration 2016. https://www.esri.ie/research/migration-integration-and-demography/ Annual Integration Monitor. Please see link to publications for 2010, 2011, 2012 and 2013 here: http://www.esri.ie/publications/annual-monitoring-report-on-integration-2013/</p>
	Italy	Yes	<p>1. 1) Statistical study on families including foreigners. Condition and social integration of TCN. Year 2011-2012 - ISTAT a) the sample consists either exclusively or largely of newly arrived immigrants from non-EU countries: NO b) that have been or are planned to be carried out regularly (e.g. after every two-three years): NO c) that have been carried out by the organisations/institutions who have long-term expertise on the academic and policy research: YES. The survey was carried out by istat, Italian national institute of statistics. istat is a public research organisation d) that are financed by the state and/or the results of the survey have a potentially significant impact on the state level policy making: yes, the survey has potentially significant impacts on the state level policy making e) focus on the topic of adaptation and/or integration of newly arrived immigrants: the focus is on the level of migrants' integration (both newly arrived and long-term</p>




		<p>residents) Link to the questionnaire: https://www.istat.it/it/archivio/91926 More information on Statistical study on families including foreigners The research was conducted between 2011 and 2013 by the Italian National Institute of Statistic. This survey is allows for a detailed analysis of migrant integration in Italy. The random sampling was conducted in 800 Italian municipalities of different dimensions and it involved 12000 families with foreign persons. The sections of the questionnaire regard the following topics: socio-economic integration, education and training, housing, political and socio-cultural participation and discrimination. Some specific statistical data on migrants and new citizens are also available on the official website of ISTAT “Immigrati e nuovi cittadini” https://www.istat.it/it/immigrati 2) Integration Indexes: An Empirical Research on Migration in Italy a) the sample consists either exclusively or largely of newly arrived immigrants from non-EU countries: NO b) that have been or are planned to be carried out regularly (e.g. after every two-three years): NO c) that have been carried out by the organisations/institutions who have long-term expertise on the academic and policy research: yes, the survey was coordinated by ismu foundation d) that are financed by the state and/or the results of the survey have a potentially significant impact on the state level policy making: NO e) focus on the topic of adaptation and/or integration of newly arrived immigrants: the focus is on the level of migrant integration (both newly arrived and long-term residents) Link to the survey report: http://www.ismu.org/wp-content/uploads/2014/01/Pdf-intero_integration-indexes.pdf More information on Integration Indexes Integration Indexes is a national survey carried out in Italy between the end of 2008 and the first months of 2009 through a set of personal interviews (papi method) and a structured questionnaire administered to more than 12,000 foreign nationals established in the Italian territory. This inquiry, which was coordinated at a national level by Fondazione Ismu, was carried out by 20 local research units active in most cases in the academic field, and covered 32 different provincial or municipal realities. The choice of these areas, though depending in most cases on the location of the organizations which granted their willingness to participate in the research, was made keeping into account both the need to ensure a widespread coverage of the national territory, and the inclusion within the first sampling layer (on a territorial basis) of units with a high migrants’ attendance and a considerable diversification in relation to the conditions of the social and economic context. The focus was on the level of migrant integration, in the specific: housing and accommodation conditions, work conditions and saving capacity as economic integration factors; friendly relations, participation in associations, Italian lifestyle acceptance and liking levels, propensities and intentions as useful elements for assessing social integration; knowledge and use of the Italian language, interest in Italian events, access to information, sense of belonging to the Italian society, migrants’ self-perception of their well-being in Italy and their sharing of</p>
--	--	---

		<p>some integration ideals as evidence of cultural integration; legal status, registration with the Registry Office, and opinions on the importance of citizenship as elements aimed at evaluating migrants' political integration.</p> <p>3) Regional Observatory for Integration and Multiethnicity (Osservatorio Regionale per l'integrazione e la multiethnicità – ORIM) a) the sample consists either exclusively or largely of newly arrived immigrants from non-EU countries: NO b) that have been or are planned to be carried out regularly (e.g. after every two-three years): YES c) that have been carried out by the organisations/institutions who have long-term expertise on the academic and policy research: yes. The organisations are ismu foundation and cesdes. d) that are financed by the state and/or the results of the survey have a potentially significant impact on the state level policy making: ORIM was financed by a regional public administration in order to inform the policy level in the planning and formulation of policies. e) focus on the topic of adaptation and/or integration of newly arrived immigrants: the focus is on the level of migrant integration (both newly arrived and long-term residents)</p> <p>Link to the survey report: www.ismu.org More information on ORIM Since 2001, the Region of Lombardy has established an organization assigned to monitor the situation of immigration in the regional territory, the Regional Observatory for Integration and Multiethnicity (Osservatorio Regionale per l'integrazione e la multiethnicità – ORIM). Due to its economic characteristics, Lombardy attracts over a fourth of the foreign population established in Italy. The Region has chosen to deal with the complex dynamics in connection with migration matters by equipping itself with a dedicated research instrument. Over the last sixteen years, ORIM has ensured correct and timely information, carrying out a yearly survey on foreigners' presence. The sample consists of legal and illegal migrants both from EU and non-EU countries living in the Lombardy Region. The sample was composed on average by 9000 units. The technique used is the Centre sampling (CS) technique, which is used to realise probabilistic surveys even in the situation where the population list is completely missing or partially unknown. This method was originally devised to gather detailed information on the presence of immigrants in a particular area and it is subject to further developments both on the applied and the theoretical level. The ORIM survey has been conducted by ISMU and CESDES, two organizations with expertise in academic research. The survey has monitored the following aspects: health conditions, participation in the labour market, school and vocational training course attendance, housing, etc. The huge amount of the data collected and examined through the surveys conducted throughout the last years, which make the Observatory unique organization, was grouped and systematized into an on-line databank. The results of these activities have been presented every year on the occasion of a national meeting, as well as in conferences and seminars held in the different provinces. In addition to the abovementioned surveys, please find below an overview of the main reports on migrant integration published</p>
--	--	--

			<p>in the last years: - IX Rapporto sugli indici di integrazione degli immigrati in Italia. 2013 (Curato dall' ONC/CNEL in collaborazione con il Ministero del Lavoro e delle Politiche Sociali - DG Immigrazione e Politiche di Integrazione) Available at http://www.cnel.it/29?shadow_ultimi_aggiornamenti=3484 - Le comunità migranti in Italia (2016). Available at http://www.integrazionemigranti.gov.it/Attualita/Approfondimenti/Pagine/Le-comunita-migranti-in-Italia.aspx - Rapporto annuale. i migranti nel mercato del lavoro in italia. Available at http://www.lavoro.gov.it/priorita/Pagine/Sesto-Rapporto-Annuale-I-migranti-nel-mercato-del-lavoro-in-Italia-2016.aspx - Rapporti di ricerca sulle migrazioni e sull'integrazione. Available at http://www.integrazionemigranti.gov.it/rapporricercaimmigrazione/Pagine/default.aspx</p> <p>2. “Immigrati e nuovi cittadini” https://www.istat.it/it/immigrati Integration Indexes: An Empirical Research on Migration in Italy Link to the survey report: http://www.ismu.org/wp-content/uploads/2014/01/Pdf-intero_integrazione-indexes.pdf Report Regional Observatory for Integration and Multi-ethnicity Link to the survey report: www.ismu.org In addition to the abovementioned surveys, please find below an overview of the main reports on migrant integration published in the last years: - IX Rapporto sugli indici di integrazione degli immigrati in Italia. 2013 (Curato dall' ONC/CNEL in collaborazione con il Ministero del Lavoro e delle Politiche Sociali - DG Immigrazione e Politiche di Integrazione) Available at http://www.cnel.it/29?shadow_ultimi_aggiornamenti=3484 - Le comunità migranti in Italia (2016). Available at http://www.integrazionemigranti.gov.it/Attualita/Approfondimenti/Pagine/Le-comunita-migranti-in-Italia.aspx - Rapporto annuale. i migranti nel mercato del lavoro in italia. Available at http://www.lavoro.gov.it/priorita/Pagine/Sesto-Rapporto-Annuale-I-migranti-nel-mercato-del-lavoro-in-Italia-2016.aspx - Rapporti di ricerca sulle migrazioni e sull'integrazione. Available at http://www.integrazionemigranti.gov.it/rapporricercaimmigrazione/Pagine/default.aspx</p>
	Latvia	Yes	<p>1. a) the sample consists either exclusively or largely of newly arrived immigrants from non-EU countries, b) that have been or are planned to be carried out regularly (e.g. after every two-three years), c) that have been carried out by the organisations/institutions who have long-term expertise on the academic and policy research, e) focus on the topic of adaptation and/or integration of newly arrived immigrants. The research was financed within European Fund for the integration of Third country nationals in 2015 that is why criteria d) is not applicable.</p>

			<p>2. Research Portrait of Third-country Nationals in Latvia http://www.sif.gov.lv/images/files/SIF/tres-valst-pils-port/Gramata_pilsonu_290615_web.pdf (only in Latvian) Only the summary of the research is available in English http://www.sif.gov.lv/images/files/SIF/tres-valst-pils-port/Kopsavilkums_EN_final.pdf</p>
	Lithuania	Yes	<p>1. Lithuania has not carried out such surveys at indicated in the description.</p> <p>2. N/A</p>
	Luxembourg	Yes	<p>1. No..</p> <p>2. N/A.</p>
	Malta	Yes	<p>1. Yes. As per attached 4 documents.</p> <p>2. Yes. As per attached 4 documents</p>
	Netherlands	Yes	<p>1. In the Netherlands there is a long-lasting tradition of survey research among migrants going back to the eighties of the last century. Surveys are carried out among both newly arrived as well as long staying - 1st and 2nd generation – migrants, migrants from EU-countries as well as non-EU Countries. The Surveys are carried out by the Netherlands Institute for Social Research (SCP) and funded by the Ministry responsible for integration.</p> <p>2. Survey Integration Migrants (SIM) most recent SIM2015: a. http://www.scp.nl/Publicaties/Alle_publicaties/Publicaties_2016/Survey_Integratie_Migranten_2015 b. http://www.scp.nl/Onderzoek/Bronnen/Beknopte_onderzoeksbeschrijvingen/Survey_integratie_minderheden_SIM Survey Integration New Groups (SING) SING2009 survey early Socio-Cultural Integration Processes among new immigrants in Europe (SCIP) among newly arrived immigrants from Poland, Bulgaria, Romania. Relevant publications by the Netherlands Institute for Social Research (SCP) in Dutch with English summary: a. http://www.scp.nl/Publicaties/Alle_publicaties/Publicaties_2013/Nieuw_in_Nederland b.</p>

			http://www.scp.nl/Publicaties/Alle_publicaties/Publicaties_2015/Langer_in_Nederland c. http://www.scp.nl/Publicaties/Alle_publicaties/Publicaties_2015/Surveying_ethnic_minorities
	Poland	Yes	<p>1. Poland does not systematically conduct research on adaptation/integration of newly-arrived immigrants. Poland has not ordered such surveys to any research institutes. The research that has been conducted so far regarding the evaluation of the integration policy of foreigners in international protection in Poland. The study was a pilot, conducted between 2012 and 2014 and covered only a few selected components of the complex integration process. Currently the Ministry of Family, Labour and Social Policy, in partnership with the UNHCR, the Warsaw University and the Institute of Public Affairs, carry out a project co-financed by the Asylum, Migration and Integration Fund (AMIF). This project is a comprehensive, multi-annual and involves a cyclical study of integration policy towards beneficiaries of international protection in partner countries of the project. The project consists of 17 EU Member States and inter alia, the Migration Policy Group. MPG develops a research methodology that is similar to that used in the pilot study.</p> <p>2. REFUGEE INTEGRATION AND THE USE OF INDICATORS: EVIDENCE FROM CENTRAL EUROPE</p>
	Slovak Republic	Yes	<p>1. No.</p> <p>2. N/A</p>
	Slovenia	Yes	<p>1. No.</p> <p>2. /</p>
	Spain	Yes	<p>1. Since 2008, national public surveys focussing on the adaptation/integration of newly-arrived immigrants have not been carried out. In any case, common EU indicators on integration are used, in addition to other national ones, but not focussed on newly-arrived immigrants.</p> <p>2. .</p>

	Sweden	Yes	<p>1. Not to the best of our knowledge</p> <p>2. Na</p>
	United Kingdom	Yes	<p>1. We are not aware of any surveys that meet the criteria. However, we did carry out some research on this, please see the links in answer 2.</p> <p>2. The last research on this was https://www.gov.uk/government/publications/a-feasibility-study-for-a-survey-of-migrants And the last such survey was https://www.gov.uk/government/publications/helping-new-refugees-integrate-into-the-uk-baseline-data-analysis-from-the-survey-of-new-refugees</p>
	Norway	Yes	<p>1. Norway does not have a survey of the type as described, but corresponding statistics are produced yearly by Statistics Norway (SSB) on the basis of administrative registrations of those participating in the "Introduction Programme for New Immigrants", organized by Norwegian municipalities. The registered participants' employment and education careers following participation in the programme are traced through administrative registration carried out by the Norwegian Labour Market and Welfare Services (NAV) and educational institutions. All third country immigrants to Norway have the right to participate in the Introduction Program, and those who have been granted a residence permit as a refugee, either through a resettlement program or following an application for international protection, have an obligation to participate.</p> <p>2. Norway does not have a survey of the type as described, but corresponding statistics are produced yearly by Statistics Norway (SSB) on the basis of administrative registrations of those participating in the "Introduction Programme for New Immigrants", organized by Norwegian municipalities. The registered participants' employment and education careers following participation in the programme are traced through administrative registration carried out by the Norwegian Labour Market and Welfare Services (NAV) and educational institutions. All third country immigrants to Norway have the right to participate in the Introduction Program, and those who have been granted a residence permit as a refugee, either through a resettlement program or following an application for international protection, have an obligation to participate.</p>

			<p>3. (Norwegian government) Introduction program for immigrants, 2015: https://www.ssb.no/en/utdanning/statistikker/introinnv</p> <p>4. (Norwegian government) Introduction program for immigrants, 2015: https://www.ssb.no/en/utdanning/statistikker/introinnv</p>
--	--	--	---